

FLB Series

▶ FLB-CIG-25L

(Paper tear checking / glue joint detection)

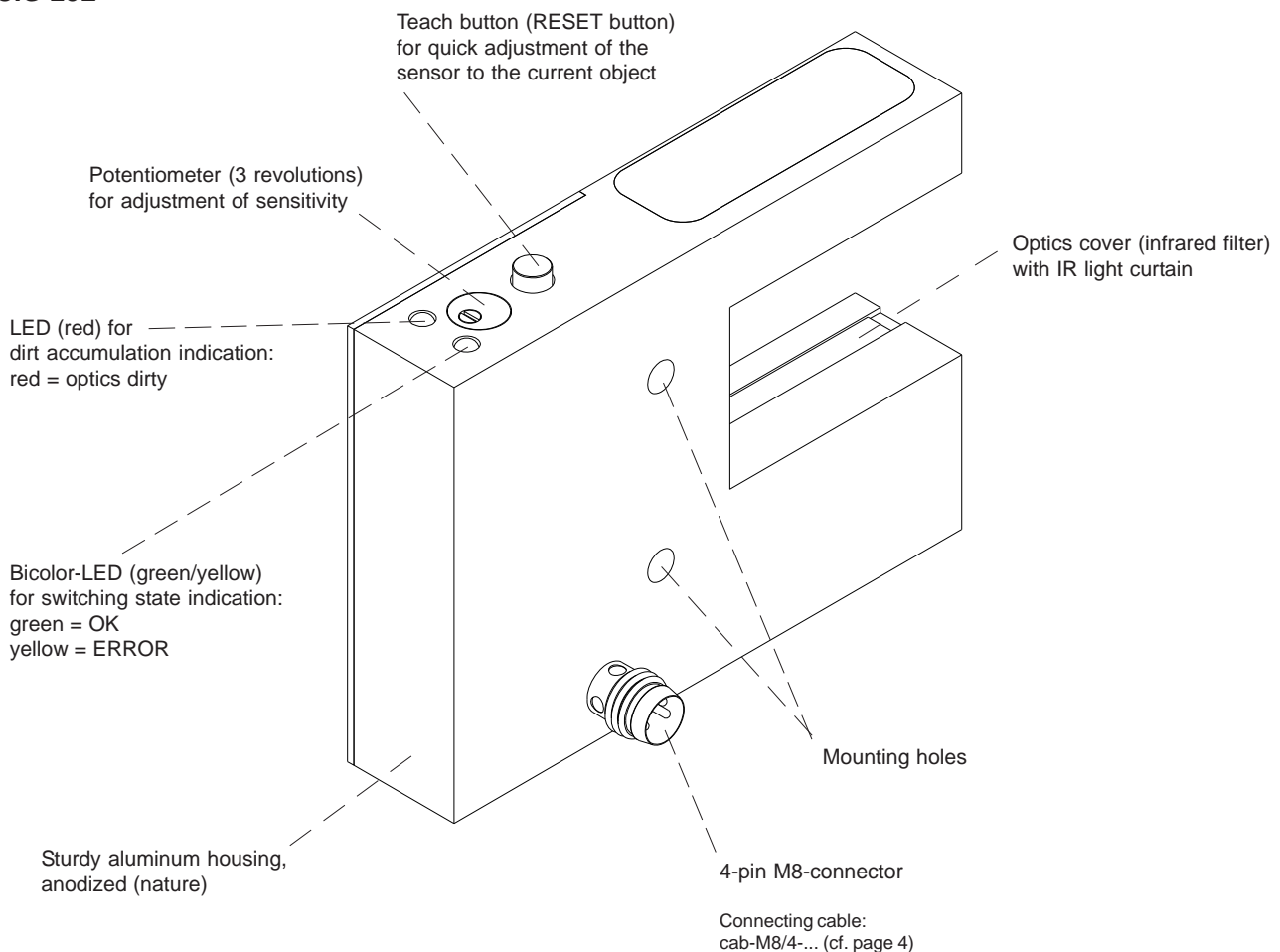
- Detection of paper tears (holes), glue joints, dark areas, and double sheets, with extremely thin, semi-transparent paper sorts
- IR light curtain (typ. 25 mm), IR light power adjustment
- RESET input
- Detection of inclusions in the paper, and of dirtying of the paper
- Sensitivity setting by means of a potentiometer
- Automatic adjustment to the respective product by means of automatic light power correction
- Automatic threshold correction



Design

Product name:

FLB-CIG-25L



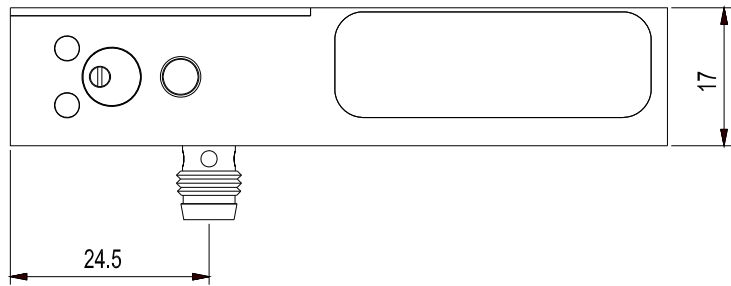
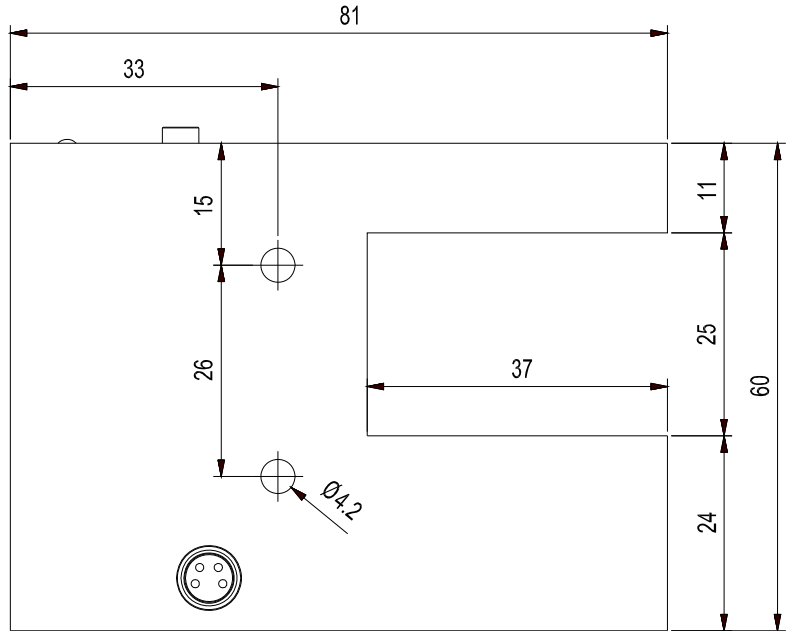
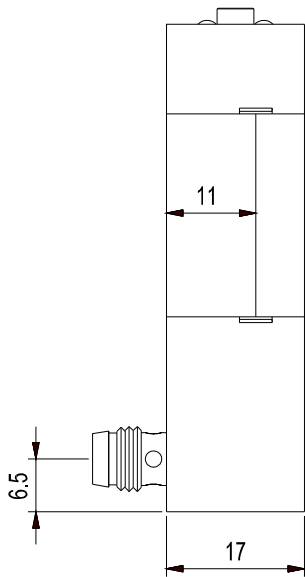


Technical Data

Model	FLB-CIG-25L
Min. detectable error	typ. 3 mm Ø of local defects (holes, dark spots)
Optical filter	Day light block filter
Illuminant	Infrared (905 nm), constant light
Voltage supply	+12VDC ... +32VDC, reversed-polarity protected, overcurrent protected
Light spot	IR light curtain, length typ. 25 mm
Ambient light	up to 5000 Lux
Enclosure rating	IP67
Current consumption	typ. 200 mA
EMC test acc. to	DIN EN 60947-5-2
Type of connector	4-pole M8-connector
Connecting cable	cab-M8/4-... (cf. page 4)
Dimensions	Total dimensions (without connector): LxWxH approx. 81 mm x 60 mm x 17 mm (cf. page 4)
Operating temperature range	-20°C ... +60°C
Storage temperature range	-20°C ... +85°C
Housing material	Aluminum, anodized (nature)
Max. switching current	100 mA, short-circuit-protected
Switching frequency	typ. 1 kHz
Output	Qinv: pnp dark-switching, npn bright-switching In case of paper tear (hole): Output static HIGH In case of glue joint, dark area, or double sheet: Output switches to HIGH (to clear via RESET signal or RESET button)
Sensitivity setting	by means of a potentiometer (3 revolutions)
Dirt accumulation indication	by means of a red LED
Switching state indication	by means of a bicolor-LED: green: OK yellow: ERROR (paper tear, glue joint, dark area, double sheet)



Dimensions

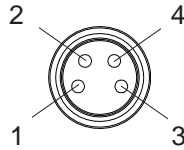


(All dimensions in mm)

Connector Assignment

4-pin M8-connector:

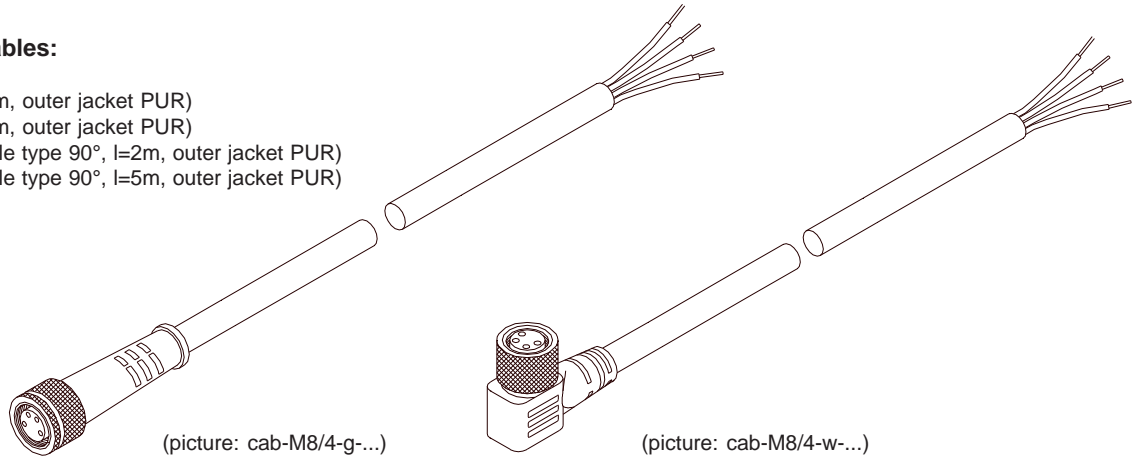
Pin No.:	(Color)	Assignment:
1	(brn)	+Ub (+12VDC ... +32VDC)
2	(wht)	RESET INPUT (+5V ... +24V)
3	(blu)	0V (GND)
4	(blk)	OUTPUT Qinv



Connecting Cables

Available connecting cables:

cab-M8/4-g-2	(l=2m, outer jacket PUR)
cab-M8/4-g-5	(l=5m, outer jacket PUR)
cab-M8/4-w-2	(angle type 90°, l=2m, outer jacket PUR)
cab-M8/4-w-5	(angle type 90°, l=5m, outer jacket PUR)



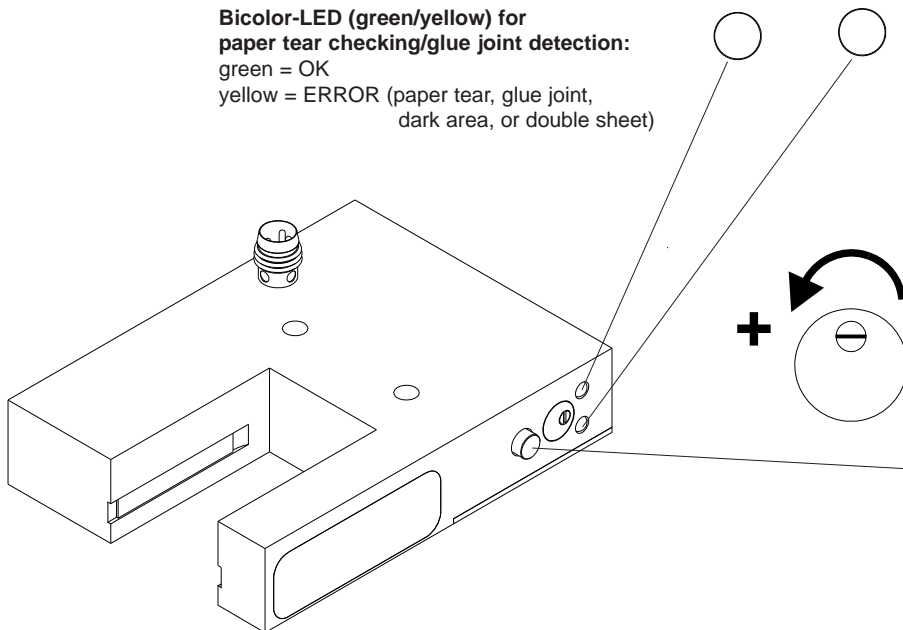
(picture: cab-M8/4-g-...)

(picture: cab-M8/4-w-...)

Setting

Bicolor-LED (green/yellow) for paper tear checking/glue joint detection:
 green = OK
 yellow = ERROR (paper tear, glue joint, dark area, or double sheet)

LED (red) for dirt accumulation indication
 red = optics dirty



Potentiometer (3 revolutions) for adjustment of sensitivity
 Rotation counter-clockwise:
 Increase of sensitivity

Teach button (RESET button)
 for quick adjustment of the IR light power to the current object (paper).

Please note:
 When a glue joint, dark area, or double sheet is detected (not in case of a tear on the paper!), the error output must be reset with the RESET button or through the RESET input with a 5V ... +24V signal!